



AS-Interface luminous push-button module

VBA-LT2-G1-Y

- AS-Interface certificate
- Degree of protection IP67
- Flat or round cable connection (via standardized EMS base, not included with delivery)
- Cable piercing method for flat cable
- 2 integrated illuminated pushbuttons
- Fault signal via LED
- Variable colors

Illuminated pushbutton module



Function

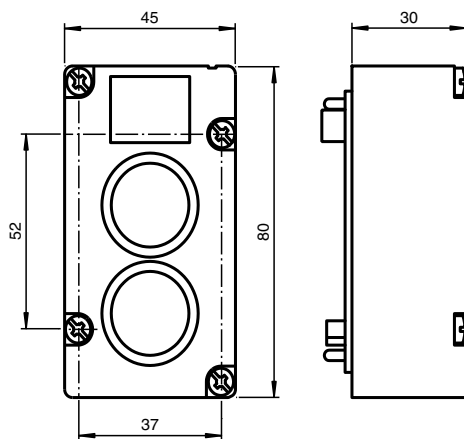
The VBA-LT2-G1 light button module creates a connection between the operating staff and the AS-Interface master. The current status can be seen on the LEDs, which are built into the buttons. There is also an LED for monitoring AS-Interface communication and the display to ensure that the module has 0 as an address.

The light button is designed according to protection type IP67 and is thus suitable for use in the field.

Various bases are available for the module. Base U-G1F implements a connection to the AS-Interface flat cable, while the U-G1P base makes a connection to a round cable.

The case arises very often that output modules must be mounted in series with the light button. The outputs of the output module receive their power supply externally. If this power supply is transferred via a flat cable, the case arises that the power supply line must be mounted in the base of an input module. In this case the U-G1FF base should be used. Then the VAA-LT2-G1 accesses the AS-Interface line, but not the power supply line.

Dimensions



Technical Data

General specifications

Node type	A/B node
AS-Interface specification	V2.11
Required gateway specification	≥ V2.1
Profile	S-B.A.E
IO code	B
ID code	A
ID2 code	E

Indicators/operating means

Release date: 2022-06-13 Date of issue: 2022-06-13 Filename: 190066_eng.pdf

Refer to "General Notes Relating to Pepperl+Fuchs Product Information".

Pepperl+Fuchs Group
www.pepperl-fuchs.com

USA: +1 330 486 0001
fa-info@us.pepperl-fuchs.com

Germany: +49 621 776 1111
fa-info@de.pepperl-fuchs.com

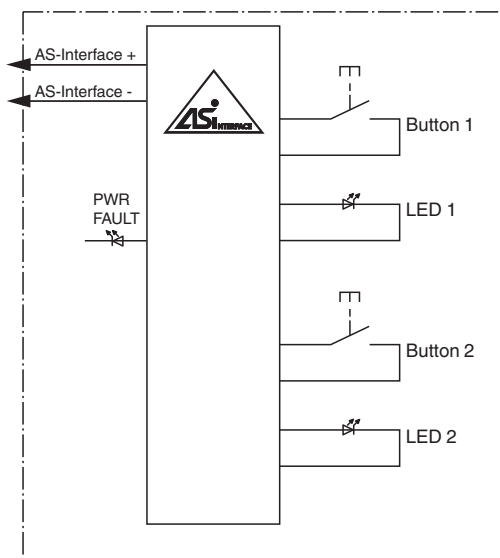
Singapore: +65 6779 9091
fa-info@sg.pepperl-fuchs.com

PEPPERL+FUCHS

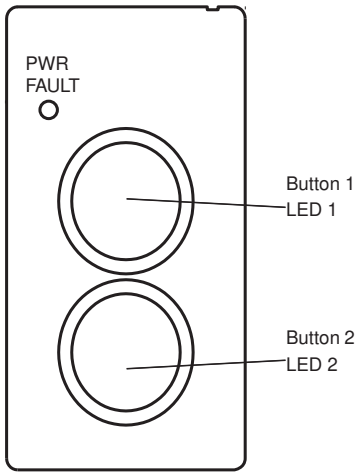
Technical Data

LED PWR/FAULT		dual-LED green/red green: AS-Interface voltage, normal operation red: communication error or address 0
Button		2 integrated, protected against accidental activation, keys can be individually labelled, labeling field on the module , Exchangeable push-button colors
Electrical specifications		
Rated operating voltage	U_e	26.5 ... 31.6 V from AS-Interface
Rated operating current	I_e	≤ 50 mA (LEDs on)
Protection class		III
Standard conformity		
Electromagnetic compatibility		EN 50295
Degree of protection		EN 60529:2000
AS-Interface		EN 62026-2:2013
Ambient conditions		
Ambient temperature		-25 ... 60 °C (-13 ... 140 °F)
Storage temperature		-40 ... 85 °C (-40 ... 185 °F)
Mechanical specifications		
Degree of protection		IP67 according to EN 60529
Connection		cable piercing method or terminal compartment flat cable or standard round cable

Connection



Assembly



Programming




Data bit A/B node
(function via AS-Interface)

Data bit	Input	Output
D0	-	LED 2
D1	-	LED 1
D2	Button 2	-
D3	Button 1	-



Parameter bit
(programmable via AS-Interface)

Parameter bit	Function
P0	not used
P1	not used
P2	not used
P3	not used

Matching System Components

	U-G1F	AS-Interface module mounting base for connection to flat cable (AS-Interface)
	U-G1FA	AS-Interface module mounting base with addressing jack for connection to flat cable (AS-Interface)
	U-G1P	AS-Interface module mounting base for connection to round cable (AS-Interface)

Accessories

	VBP-HH1-V3.0-KIT	AS-Interface Handheld with accessory
	VAZ-LT2-REMOVER	Mounting aid for pressure covers